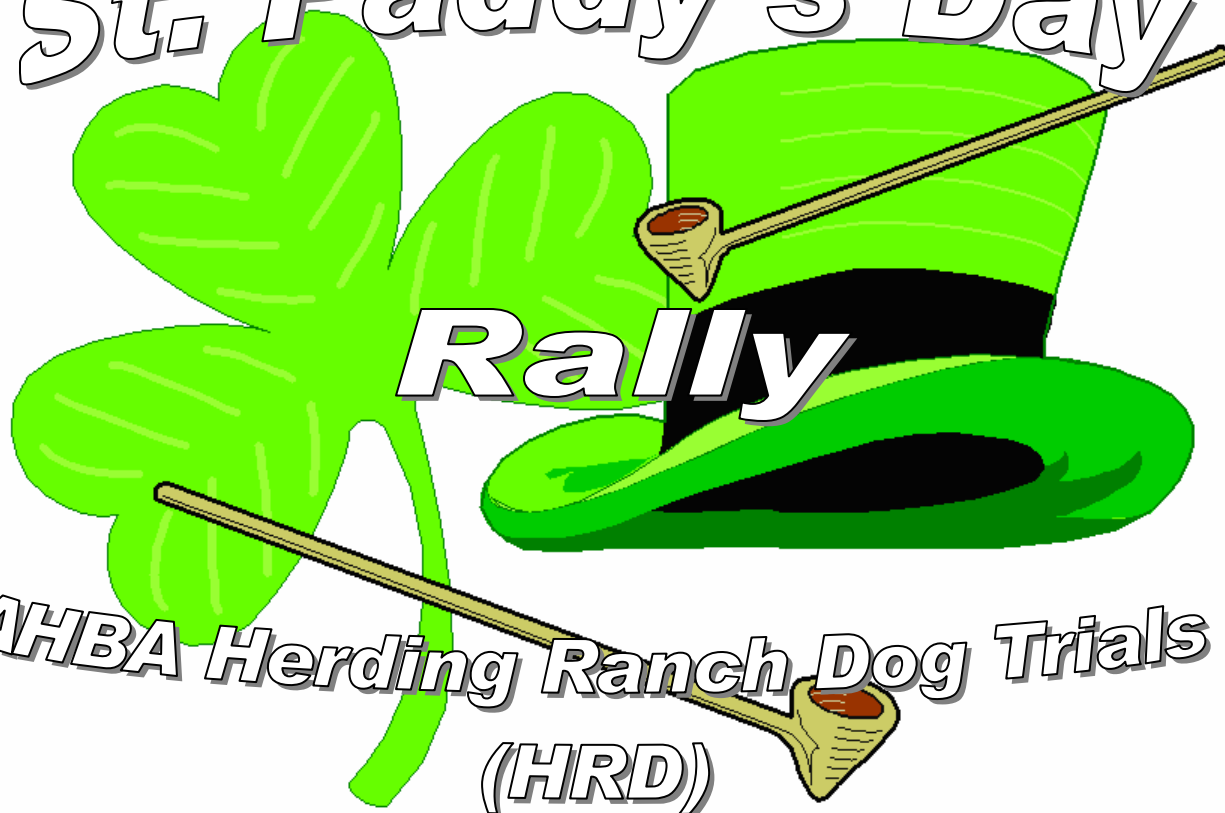


# St. Paddy's Day



## AHBA Herding Ranch Dog Trials (HRD)

### PackLeader Farm

March 14, 2008

14401 Crews Road KPN  
Gig Harbor, WA 98329

Judge: Dave Viklund

### Fido's Farm

March 15, 2008

9829 Evergreen Valley Rd  
Olympia, WA 98513

Judge: Annette Hoffmann

### Frog's Breath Farm

March 16, 2008

119 Reinseth Road  
Winlock, WA 98596

Judge: Linda Rorem

#### 2008 AHBA Trial Schedule:

Valentines Day  
February 9 & 10

St. Patrick's Day  
March 14, 15 & 16

Halloween  
October 25 & 26

Thanksgiving  
November 22 & 18

## Food

Lunch will be provided to each contestant.

## Information and Entry Forms:

Barb (253) 884-5959 or Elsie (360) 785-0831  
[k9sayno@aol.com](mailto:k9sayno@aol.com)      [elrhodes2@msn.com](mailto:elrhodes2@msn.com)

## Classes

Ranch Dog Trial classes offered: HRD I, HRD II, HRD III

## Entry Fees & Entries

Pre-entries received on or prior to 3/10/08

Ranch Dog Trial per run, per day .....	\$50.00
Post Entries (received on or following 3/11/08 - if runs are still available) .....	\$55.00

Dogs entered in all three trials have run priority until 2/28/08.

Send pre-entries and make money orders or checks payable to:  
Elsie Rhodes, 119 Reinseth Rd. Winlock, WA 98596-9326

## Trial - 25 runs per day

Dogs entered in all three trials have priority over single day entries until 2/28/08

## Awards

Rosettes.....1<sup>st</sup> - 4<sup>th</sup> place  
Each Day: Reserve High in Trial, High in Trial  
High Combined for the Rally

## Rally Awards and Rules

### No entry fee!

**1<sup>st</sup> place \$150.00**

**2<sup>nd</sup> place \$100.00**

**3<sup>rd</sup> place \$50.00**

Contestants must be entered in all three trials to be eligible. A special entry deadline (on or before 2/28/08) has been made to accommodate contestants wishing to be eligible to earn points in the Rally portion of this event.

As contestants travel from one location to the other and while they are trialing there will be articles, things to do and other assorted things that will earn points. They may be as random as the color of your car or something you must find and hand to the Rally coordinator, Elsie Rhodes, to receive credit. Points will be tallied each day. The prize money will be awarded on Sunday following class awards.

**PackLeader Farm:** Telephone 253-884-5959. Address: 14401 Crews Road KPN, Gig Harbor, WA 98329

- Hwy 16, Exit for Purdy/Key Center//Shelton, Hwy 302 W.
- Travel into Purdy, turn west at the light onto
- Gig Harbor-Longbranch Hwy, go over the Wauna Bridge, travel 5.1 miles, turn RIGHT onto
- (There are clearly marked signs leading to HWY 302 W.)
- Hwy 302 W, Elgin Clifton Rd KPN, toward Shelton/Allyn, travel 1.2 miles, turn RIGHT onto
- 150<sup>th</sup>, travel .1 miles (end of chain link fence) turn LEFT onto 1<sup>st</sup> gravel road into,
- Rocky Creek Conservation Area. Follow road approximately .8 mile through park.
- This road takes you through PackLeader's green farm gate.
- House is two-story white w/green trim.

#### **Motels & Camping**

Best Western Wesley Inn	6575 Kimball Drive, Gig Harbor (Purdy)	(800) 462-0002
The Inn at Gig Harbor	3211 56 <sup>th</sup> St. N.W., Gig Harbor	(800) 795-9980
Westwynd Motel – Apartments	6703 - 144 <sup>th</sup> St. NW., Gig Harbor	(800) 468-9963
Gig Harbor RV Resort	9515 Burnham Drive. NW., Gig Harbor	(800) 526-8311

RVs may park on site, no hookups

**Fido's Farm:** Telephone: 360 866-8347. Address: 9829 Evergreen Valley Road, Olympia, WA 98513

#### **From Tacoma and Seattle:**

- Interstate 5 to Exit 116, Mounts Road/Old Nisqually, at end of ramp turn LEFT onto
- Nisqually Rd (Old Pacific HWY) stay on it until it ends, turn LEFT onto
- Hwy 510 (St. Clair Cut-Off Rd SE), travel 1/4 mile, turn RIGHT onto
- Meridian, travel South several miles through the stop sign at Yelm HWY,
- Continue on Meridian through a left turn and a right turn,
- When you see the 20 mph turn LEFT onto
- Evergreen Valley Rd, travel approximately 1/3 mile, Fido's Farm is on the RIGHT.

#### **From Portland:**

- Interstate 5 Exit 101 Tumwater Blvd, turn east, RIGHT onto
- Tumwater Blvd SW, travel about 1.5 miles until it ends, turn LEFT onto
- Henderson Blvd, travel about 1.5 miles, turn RIGHT at stop light onto
- Yelm Highway, travel east about 7 miles, turn (76 station) RIGHT onto
- Meridian and follow it south through a left turn and a right turn.
- When you see the 20 mph sign turn LEFT onto
- Evergreen Valley Rd, travel approximately 1/3 mile, Fido's Farm is on the RIGHT.

#### **Motels & Camping**

Super 8	College Ave SE & Martin Way, Lacey	(360) 459-8888
Motel 6	400 Lee St, Tumwater	(360) 754-7320
Nisqually Plaza RV Park	10220 Martin Way E	(360) 491-3831

No overnight RV parking: on site.

**Frog's Breath Farm:** Telephone: 360-785-083. Address: 1119 Reinseth Road, Winlock, WA 98596

- Interstate 5 to Exit 63 Winlock/Toledo Hwy 505;
- Turn WEST onto Hwy 505, toward Winlock, travel .05 mile to
- South Military Road, turn LEFT; travel 2.2 miles to
- Nikula Road, turn RIGHT; travel 1.5 mile to
- Reinseth Rd, turn RIGHT; second home on the LEFT. Green manufactured home.

#### **Motels & Camping**

Relax Inn (Off I-5 at Exit 76)	550 S. Parkland Dr.	(800) 843-6916 or (360) 748-8608
Chehalis Inn (Off I5 at Exit 76)	22 Interstate Ave.,	(877) 740-5330 or (360) 740-5339
KOA Chehalis (Off I-5 at Exit 68)	Exit 68 & HWY 12 E	(360) 262-9220

Limited RVs may park on site, no hook-ups.

# PackLeader Farm Herding Ranch Dog Course (HRD)

## March 14, 2008

### General Rules:

- Time 15 minutes.
- All elements must be attempted prior to moving on.
- All gates may be open/closed at the Handler's discretion; however, time will not end until all gates have been restored to their original/starting position.
- Exercise 4 "Sort and Pen", will break ties. If still tied Exercise 1 "Take Pen", will be used. The third tiebreaker will be best time.

### Starting Set-up:

- All gates are closed.
- 15 sheep in Pen #2
- 5 sheep in Arena B
- 30 sheep in 6 pens (5 head per pen) with 3 empty pens. All pens located in aisle A/B.

### 1. Take Pen - 10 pts.:

Time starts when handler opens the gate to the Pen #2. Remove sheep from pen, move to the handler's post. Exercise ends when the stock pass clockwise around the post.

### 2. Drive/Fetch – HRD I & II - 20 pts.: HRD III - 30 pts.:

Move stock from the post, thru free standing obstacle #1 and then through obstacle #2 entering the back alley. Stock is then moved up the back alley to the holding area in the upper back alley. Exercise ends when the midway gate is closed.

**HRD I** - Handler may take any position.

**HRD II** - Handler must remain at obstacle #1 until the stock clear obstacle #2.

**HRD III** - Handler must remain at the Handler's Post until the stock clear obstacle #2.

### 3. Gather - 10 pts.:

Team enters Arena B. Sheep are located behind free-standing obstacle held by stock handler/dog. Team moves to a position appropriate for team's level. Send dog to gather sheep from behind obstacle. Fetch the sheep to the Handler, and then proceed to the gate. Exercise ends when the sheep are near Pen 3 gate.

**HRD I** - 60 feet, Handler within 15 feet of sheep.

**HRD II** - 120 feet, Handler ½ distance.

**HRD III** - 120 feet, Handler remains at post.

### 4. Sort and Pen - 20 pts.:

Gate sort the 15 sheep into 3 groups of 5. Pen each group in separate empty pen in aisle A/B. The sort must demonstrate quiet, low stress stock handling. To facilitate good livestock husbandry the handler may use any gate or combination of gates, between Arena B and pens. Exercise ends when last pen gate is closed.

### 5. Back Alley Gather - 10 pts.:

Gather sheep from upper back alley and release into Arena B. Exercise ends when Arena B gate is closed.

### 6. Pens and Small Alley - 20 pts.:

Remove 3 groups of 5 sheep from designated pens in aisle A/B and combine. Move sheep into narrow alley. Dog holds sheep at Pen #3 end of alley while handler opens gate to Pen #2. Sheep are penned in Pen #2. Exercise ends when the gate is closed.

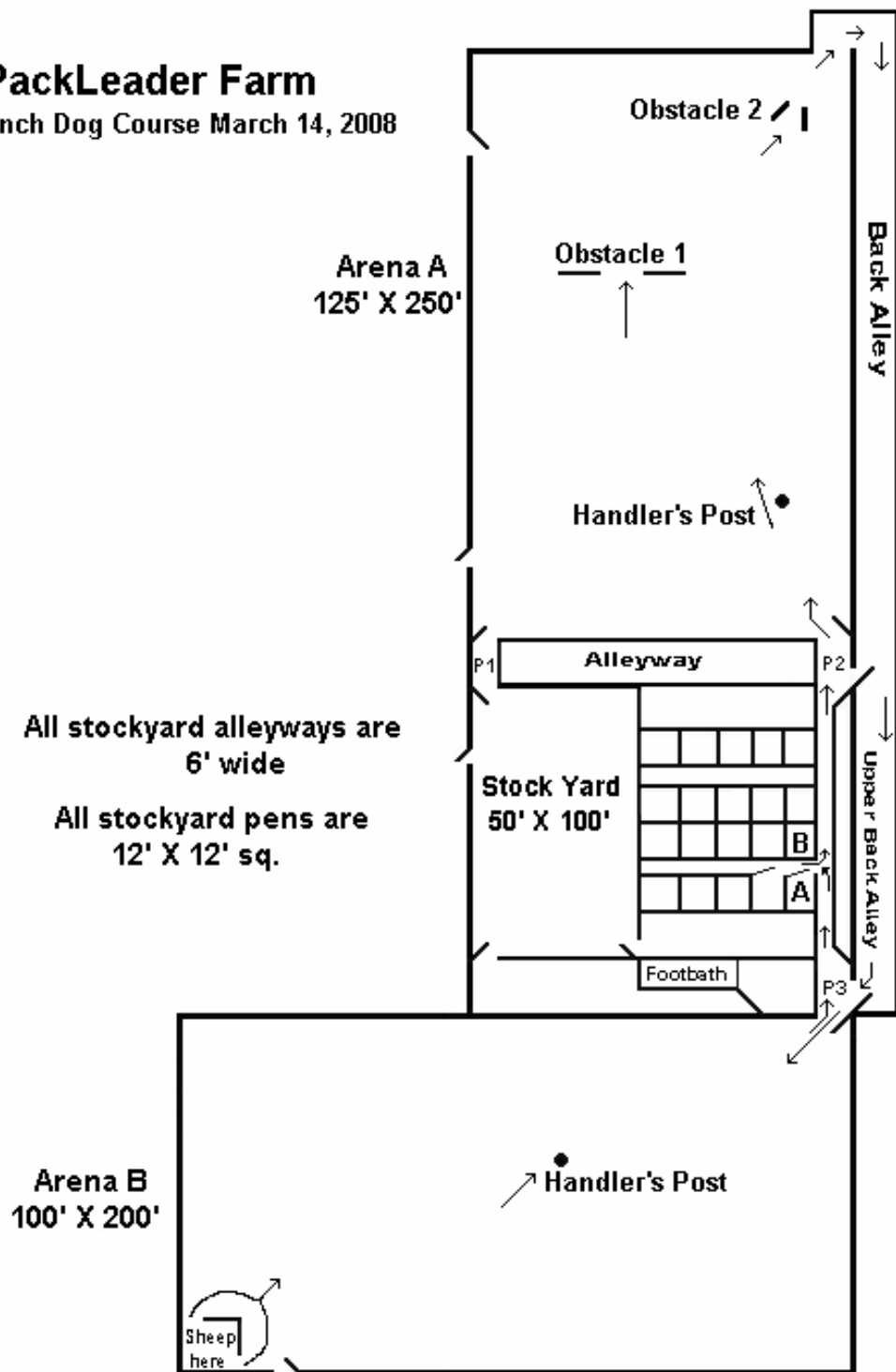
**HRD I** - Handler may return to dog/sheep to fetch sheep to pen

**HRD II** - Handler may move halfway down alley

**HRD III** - Handler remains at the pen gate while dog fetches sheep to pen

# PackLeader Farm

AHBA Ranch Dog Course March 14, 2008



# **Fido's Farm Herding Ranch Dog Course (HRD)**

## **March 15, 2008**

### **General Rules:**

- Time: 15 minutes.
- All elements must be attempted before moving on.
- Exercise 3: Fetch/Wear/Drive/Crossdrive will break ties. If still tied Exercise 1: Pens & Controlled Movement will be used. The third tie breaker will be best time.

### **Starting Set-up:**

- Five sheep in Sort Yard Holding Pen, 20 in Barnyard.
- All gates closed except gate from Small Pen into Round Corral which is to remain open.

### **1. Pens & Controlled Movement - 20 pts.:**

Time & exercise begins when Handler opens gate into Barnyard. Gather sheep from Barnyard into Gate Box, move through Alley into Sort Yard. Cut five sheep into an empty Holding Pen in Sort Yard. Take five sheep out of a different pen. (The Judge will tell you which Pen.) Move flock through Round Corral into Big Arena. Exercise ends when the gate is closed.

### **2. Freestanding Obstacles - 15 pts.:**

Move flock through Y Chute then counterclockwise between Barrels and fence, move behind Handler's Post A counterclockwise. Exercise ends when the sheep are behind Handler's Post A.

### **3. Fetch/Wear/Drive/Crossdrive – HRD I & II - 20 points. HRD III - 30 pts.:**

The sheep will be moved in a weaving pattern through the panels. The dog is called off when the sheep pass the end of the last panel. Exercise ends when the dog reaches Handler.

**HRD I:** The Handler may move with the dog throughout.

**HRD II:** Handler must stay in zone created by fence and markers.

**HRD III:** Handler to remain at Handler's Post A.

### **4. Gather - 20 pts.:**

Place the dog at the appropriate Handler's Post. Gather the sheep and fetch them to Handler's Post B turning around it clockwise. Exercise ends when sheep are behind the Handler's Post B.

**HRD I:** The dog is placed at Handler's Post C. Handler may move to within 15 feet of sheep.

**HRD II:** The dog is placed at Handler's Post B. Handler may move between Handler's Posts B & C.

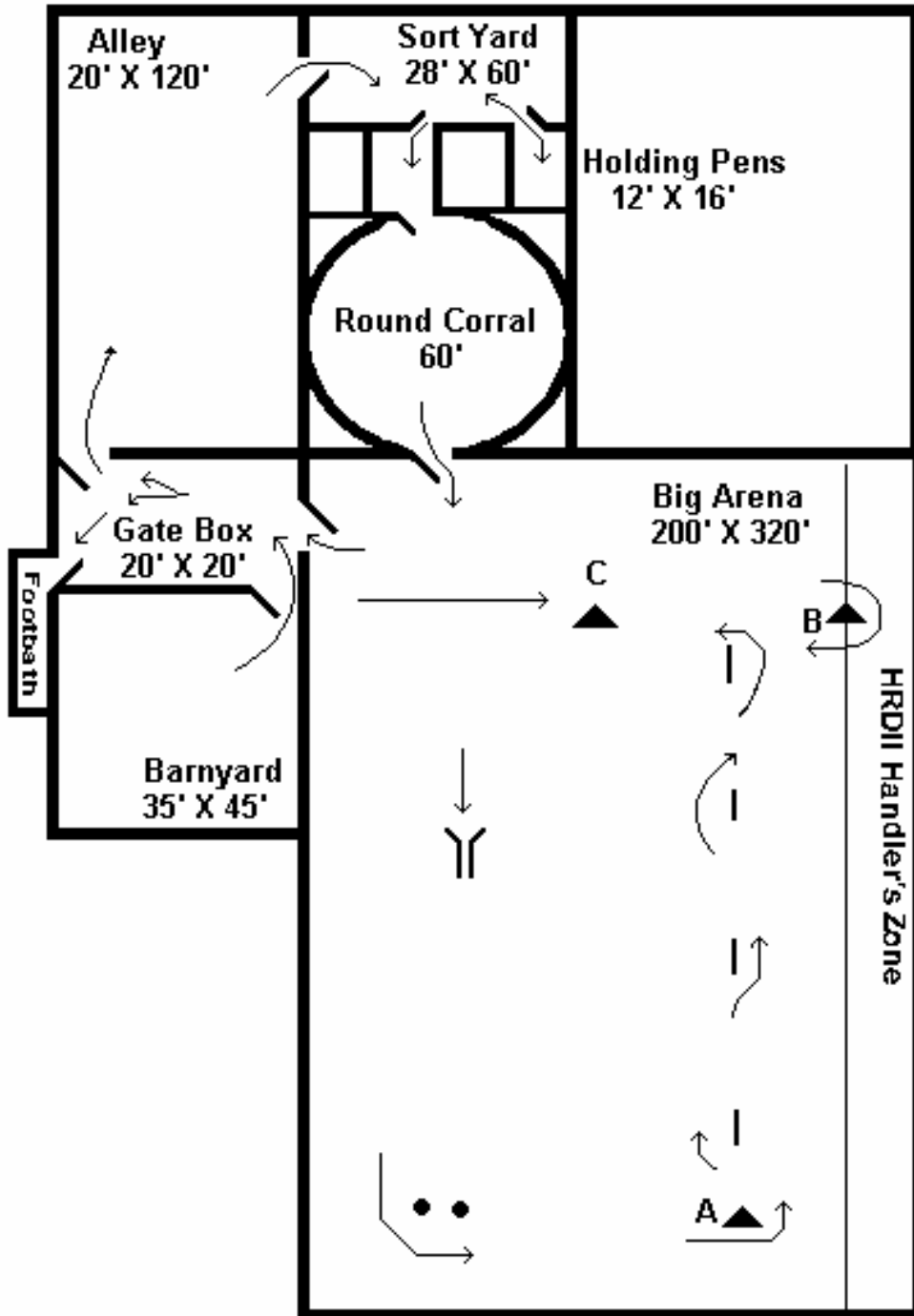
**HRD III:** Dog begins its Gather from Handler's Post B. The Handler remains there until the sheep pass behind the Handler's Post.

### **5. Reopen - 15 pts.:**

Take sheep into Gate Box and exhaust through Footbath. Gate from Big Arena into Gate Box may be used to meter sheep into Footbath. Time ends when Footbath Gate is closed.

# Fido's Farm

AHBA Ranch Dog Trial March 15, 2008



# Frog's Breath Herding Ranch Dog Course (HRD)

## March 16, 2008

### General Rules:

- Time 15 minutes
- All elements must be attempted prior to moving on.
- Exercise 3 "Open Field Work," will break ties. If still tied Exercise 4 "Setting Sheep - Gather" will be used. The third tie breaker will be best time.

### Starting set-up:

- Livestock will be held in adjoining fields and pens without visibility screens.
- The course will begin and must end with five (5) sheep in the Round Pen, Pen G, numbered Holding Pens and in one pen in the barn. All groups of sheep will be marked so they are identifiable as a set.
- All gates will be closed.

### 1. Combine Flocks - 10 pts.:

Time and the run begin when the gate is opened into Pen G. Combine the sheep from Pen G with the sheep in the Round Pen. Move all ten sheep into Pen F. Exercise is completed when the Round Pen gate is closed.

### 2. Sorting - 20 pts.:

Using the sorting race remove the sheep that were in the Round Pen letting the sheep from Pen G continue through into Pen H. The sheep that have been sorted off will be moved into Pen G. Move the sheep from Pen H into an empty Holding Pen within Pen I. The exercise is completed when the Holding Pen is closed.

### 3. Open Field Work HRD I & II 20 pts. HRD III - 30 Pts.:

Remove five (5) sheep from a Holding Pen (the Judge will tell you which Pen), move them through Pen H into Field 3. The dog should cover the stock when they enter the field. Move sheep to enter and exit the right side of the obstacle. Turn the sheep left. **HRD III. Only**, move the sheep to enter and exit the left side of the obstacle. All levels move sheep through Pen J and into the empty pen in the barn. The exercise ends when the gate is closed.

**HRD I:** Handler may walk in any position throughout and may pass through the obstacle.

**HRD II:** Handler may walk to the first panel and will remain there until the sheep have reached the gate into Pen J.

**HRD III:** Handler will remain at Marker A until the stock have accomplished the obstacle and been moved to Pen J.

### 4. Setting Sheep – Gather - 30 pts.:

Remove sheep from the adjoining pen in the barn. Get grain, take sheep into Field 3 to the feed pan, and put grain in the pan. Call the dog off going to the Marker appropriate for your level. Gather the sheep; move them to Marker B, passing around it clockwise. Put the sheep into Pen J. Exercises ends when Pen J's gate is closed.

**HRD I** will leave the dog at Marker C (60'). The handler may move to within 15' of the sheep.

**HRD II** will leave their dog at the Marker B (120') and may be anywhere between Markers B & C.

**HRD III** will begin their gather from Marker B and will remain there until sheep pass behind it.

### 5. Reopen 10 - pts.:

Move sheep through J and D into the Round Pen. Time and the exercise end when the Round Pen gate is closed.

